

Play Therapy

Credentialing Journey

Consult www.a4pt.org for the most up to date requirements.

This information has been simplified for visual purposes and for general guidance on how Jen Taylor can guide you through the play therapy credentialing journey.



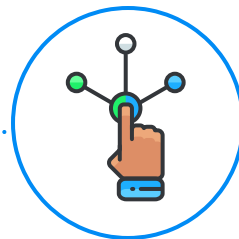
1 Review Goals

Schedule a free 15 minute consult with Jen Taylor to discuss your play therapy goals based on your current situation.



2 Gather Transcripts

Review your transcript for required graduate level coursework. **If in doubt, contact APT for a transcript review (small fee to APT required).** If you are still a student...plan to take these required courses while in grad school!



3 Make a Plan for 150 Hours of Play Therapy Training

Together, we will map out a plan for completing the 150 hours of play therapy specific training by evaluating graduate level play therapy coursework, local/state/national play therapy conferences and online training resources. **Training plan to include foundational play therapy history, play therapy theories, techniques/methods and applications for special populations.**



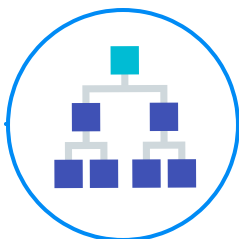
4 Supervision

Review past supervised play therapy experience and calculate hours needed. **Create a plan for group and/or individual supervision based on your specific history of employment status.**




5 Observe Play Session

At or before the 10th hour of supervision, schedule a meeting to review a play session recording and provide specific feedback.



6 Networking

Throughout the journey, connect with other professionals who believe in the benefits of play therapy. This occurs in group supervision, in our private Facebook community and through experiences designed to increase your play therapy connections in your community




7 Consider Supervisor Training

As you near the end of the required play therapy training and supervision, we will begin to explore the Supervisor credentials and required training and play therapy experience.



9 Share & Use

Many people continue in our online case consultation group after they have become credentialed to take advantage of the shared resources and network of like-minded professionals to discuss ongoing cases and prevent burn-out. *This is not required, but often helpful in preventing burn-out.



8 Submit your Applications

When the supervision requirements have been met, I will sign the required document for your application with APT. *It is your responsibility to ensure you have completed all other requirements, including but not limited to being licensed in your state. Contact APT directly for guidance on your application. There is no guarantee that your application will be approved.